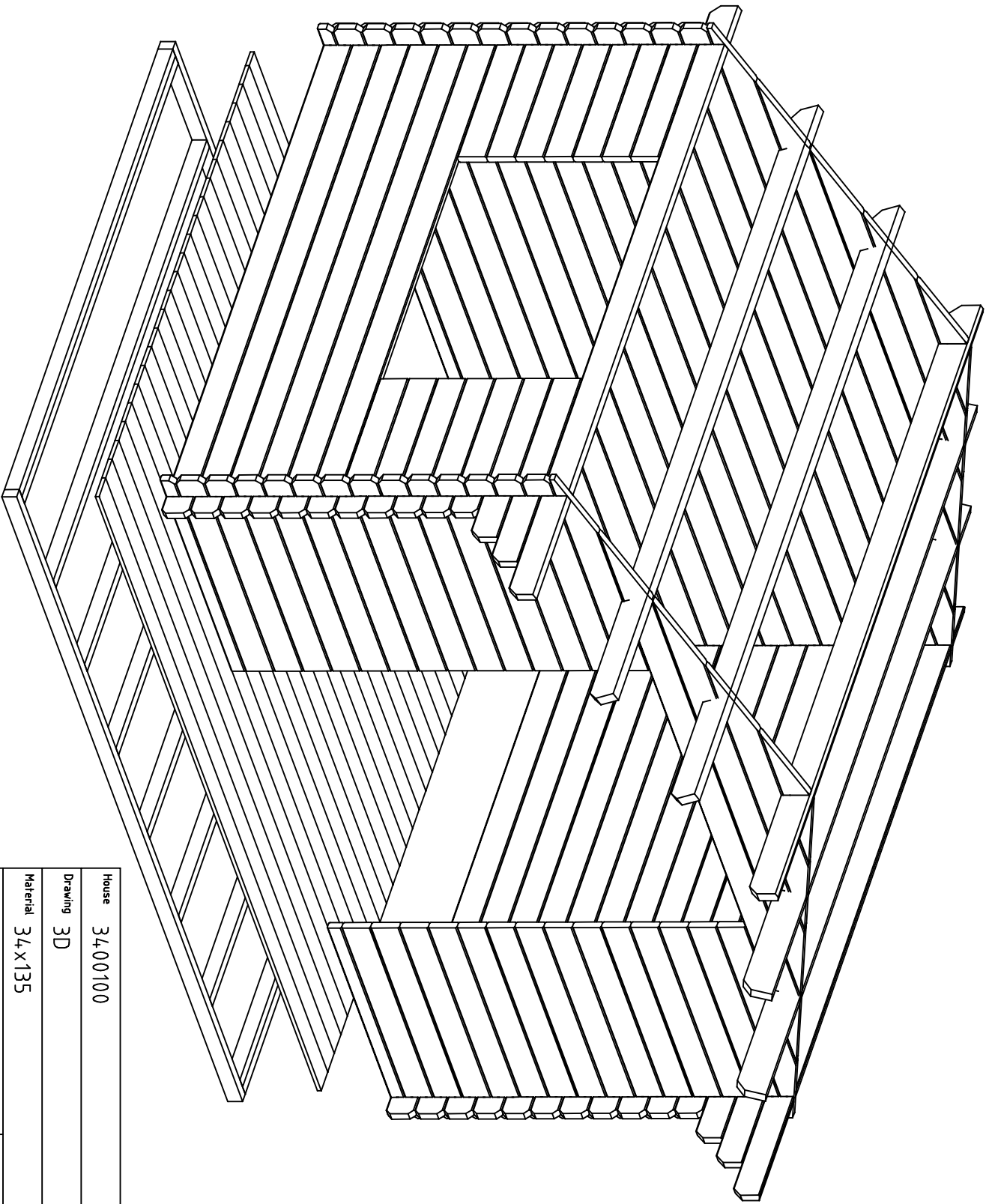
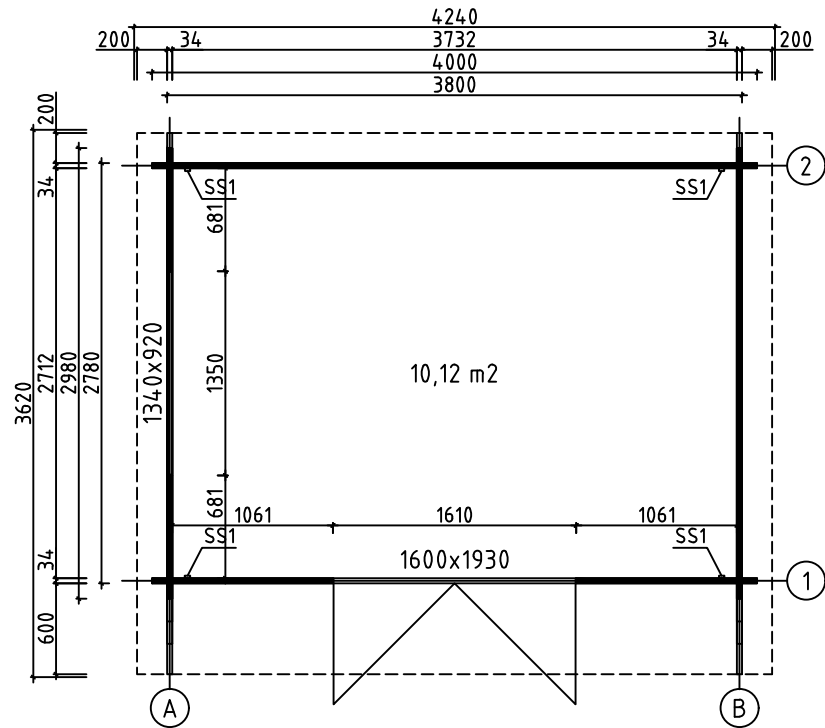


House	34.00100	Sheet	1
Drawing	3D	Scale	
Material	34.X135	Date	05.04.2021
Drawer	RP	File	34.00100 3D.dwg

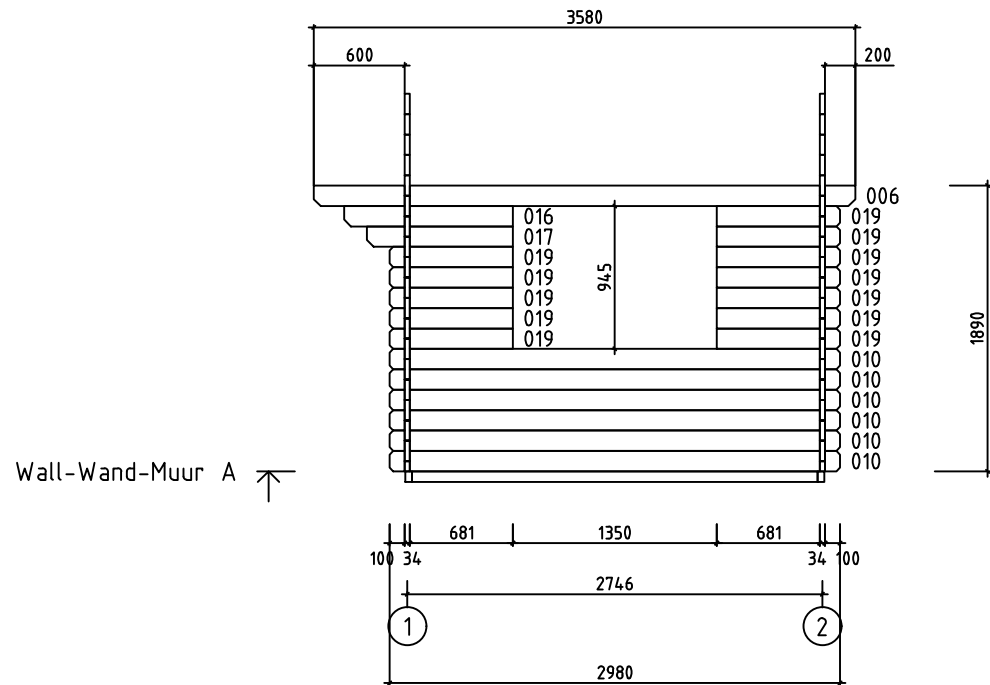


House	34.00100	Sheet	2
Drawing	3D	Scale	
Material	34.X135	Date	05.04.2021
Drawer	RP	File	34.00100 3D.dwg

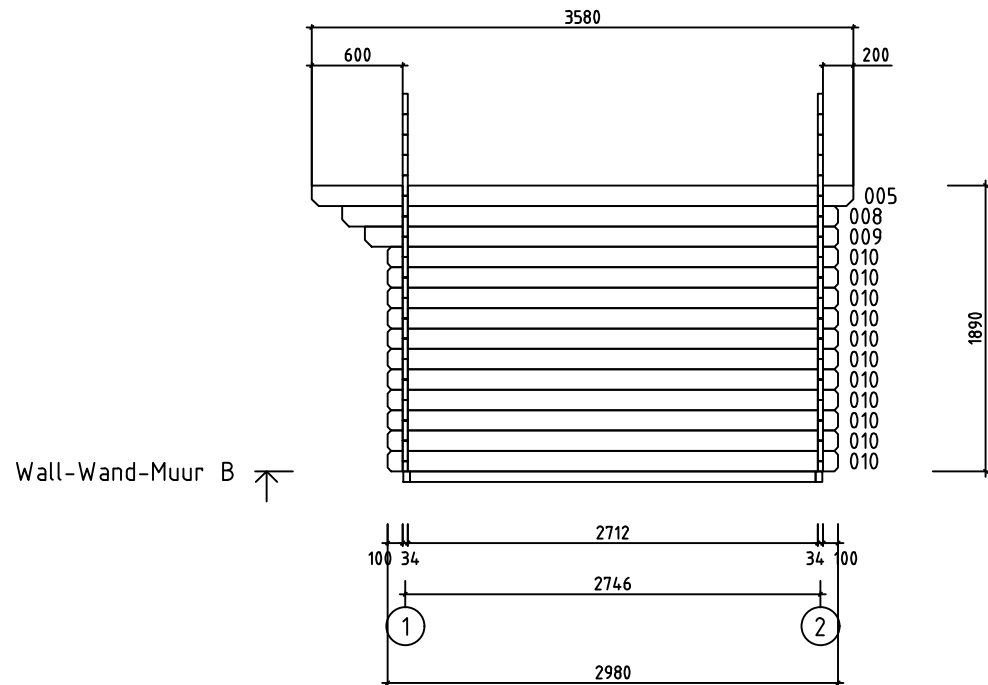


House	34 00100	Sheet	3
Drawing	GRUNDPLAN-GRUNDPLAN-PLAN	Scale	1:50
Material	34x135	Date	05.04.2021
Drawer	RP	File	34 00100.dwg

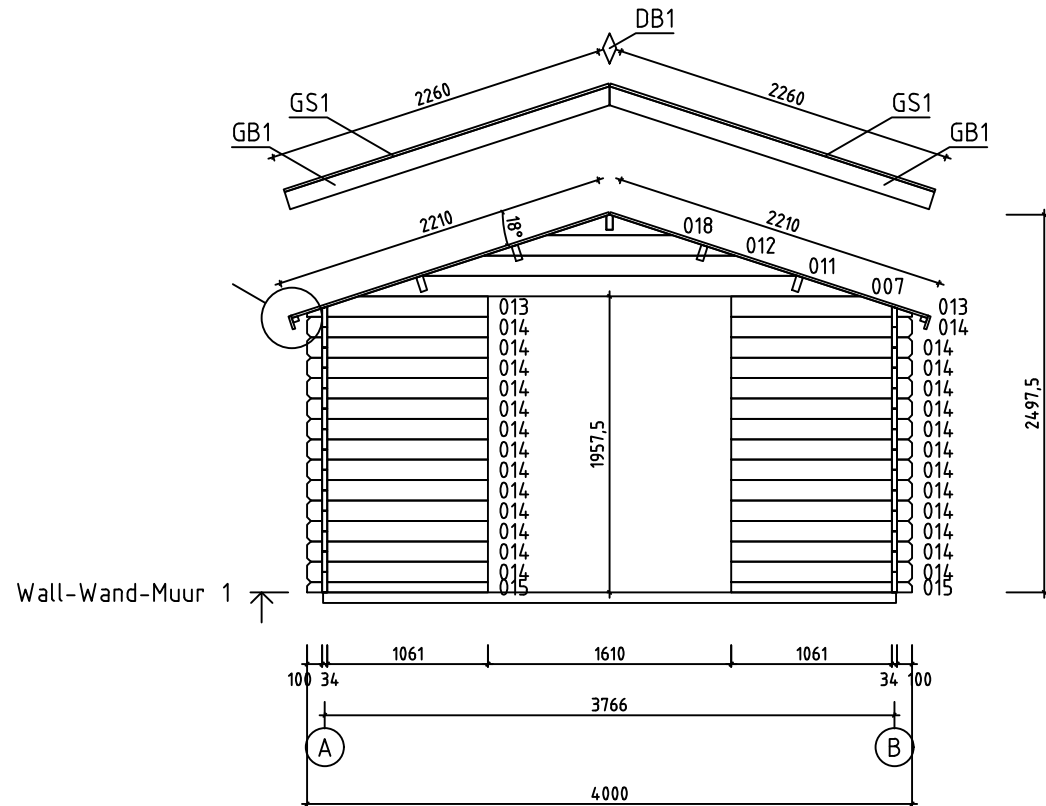
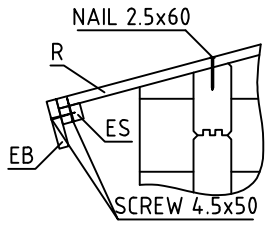




House	3400100	Sheet	5
Drawing	WALL-WAND-MUUR A	Scale	1:50
Material	34x135	Date	05.04.2021
Drawer	RP	File	3400100.dwg



House	3400100	Sheet	6
Drawing	WALL-WAND-MUUR B	Scale	1:50
Material	34x135	Date	05.04.2021
Drawer	RP	File	3400100.dwg

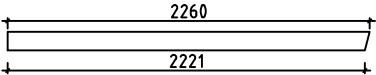












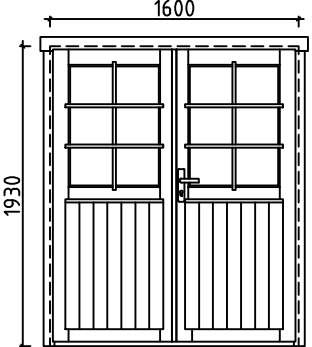
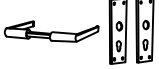




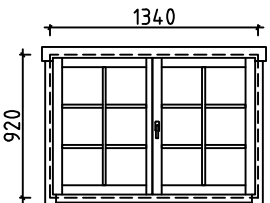




House	3400100	Sheet	7
Drawing	WALL-WAND-MUUR 1	Scale	1:50
Material	34x135	Date	05.04.2021
Drawer	RP	File	3400100.dwg







Pos	Specification-Bestimmung-Omschrijving	Pcs	Profile (mm)	L (mm)
GB1	GABLE BOARD-GIEBELBLENDE-GEVELPLANK 	4	18x120	2260
GS1	ROOF FELT FILLET-GIEBELLEISTE-GEVELLIJST 	4	18x70	2260
EB1	EAVE BOARD-TRAUFBRETT-AFDEKPLANK 	4	18x90	1790
ES1	EAVE SLAT-TRAUFENLEISTE-AFDEKLIJST 	4	30x40	1790
DB1	DIAMOND-RAUTE-DIAMANT 	2	18x90	200
SS1	STORM SLAT-STURMLEISTE-STORMLIJST 	4	18x35	1790
	SCREWS-SCHRAUBEN-SCHROEF FOR-FÜR-VOOR SS1 	12	∅6.0	50
	WASHER-SCHEIBE-SCHIJF FOR-FÜR-VOOR SS1 	12	∅6.0	18
	NAIL-NAGEL-NAGEL FOR-FÜR-VOOR FF1 	30	∅2.0	40
	NAIL-NAGEL-NAGEL FOR-FÜR-VOOR R1 	590	∅2.5	60
	SCREWS-SCHRAUBEN-SCHROEF FOR-FÜR-VOOR GB1, GS1, EB1, ES1, DB1 	70	∅4.5	50
	SCREWS-SCHRAUBEN-SCHROEF FOR-FÜR-VOOR 003, 015, FBI1, FBI2 	50	∅4.5	90
	SCREWS-SCHRAUBEN-SCHROEF FOR-FÜR-VOOR RB1, RB2 	10	∅6.0	160
	DOUBLE DOOR-DOPPELTÜR-DUBBELE DEUR (right-rechts-rechts) AST_ISO_PL P 	1	1600	1930
		1		
		1		
		1		
		6		
		2		
	DOUBLE WINDOW-DOPPEL FENSTER-DUBBELE VENSTER (right-rechts-rechts) AST_ISO_KP P 	1	1340	920
		1		
		2		
House 3400100	Material	File 3400100.dwg	Sheet 10	

#001		4000	1
#002	2	4000	1
#003	2	4000	1
#004	2	4000	13
#005	B	3580	1
#006	A	3580	1
#007	1,2	3317	2
#008	B	3280	1
#009	B	3130	1
#010	A,B	2980	17
#011	1,2	2488	2
#012	1,2	1659	2
#013	1	1195	2
#014	1	1195	26
#015	1	1195	2
#016	A	1115	1
#017	A	965	1
#018	1,2	829	2
#019	A	815	12